

## Final Results Competition : 3 CEI-J-YR\*\* 120 Km


Pres. Ground Jury : Brian DUNN \*\*\*\* (IRL)


Pres.Vet.Comm. : Wojciech PIEKALKIEWICZ \*\*\*\* (POL)


FEI Tech.Delegate : Brian DUNN \*\*\*\* (IRL)


FEI Vet Delegate : Lucia KALOVA \*\*\*\* (CZE)


Chief Steward : Eulalia MICHALIK (POL)


1		Nr. 78	Gate 1 / 38KM	Gate 2 / 75KM	Gate 3 / 105KM				FINISH / 125 KM	TOTAL
			ARR	08:47:20	11:25:52				13:32:17	
IN	08:49:16	11:27:38	13:36:59				15:45:23			
OUT	09:29:16	12:07:38	14:26:59							
REC	00:01:56	00:01:46	00:04:42				00:13:12			
TIME	01:49:16	01:58:22	01:29:21				01:05:12			
km/h	20,870	18,760	20,150				18,400			
c.km/h	20,870	19,770	19,870				19,624			

2		Nr. 42	Gate 1 / 38KM	Gate 2 / 75KM	Gate 3 / 105KM				FINISH / 125 KM	TOTAL
			ARR	09:19:06	12:16:01				14:39:21	
IN	09:20:44	12:17:51	14:41:09				16:50:35			
OUT	10:00:44	12:57:51	15:31:09							
REC	00:01:38	00:01:50	00:01:48				00:03:28			
TIME	02:20:44	02:17:07	01:43:18				01:15:58			
km/h	16,200	16,190	17,420				15,800			
c.km/h	16,200	16,200	16,530				16,407			

3		Nr. 10	Gate 1 / 38KM	Gate 2 / 75KM	Gate 3 / 105KM				FINISH / 125 KM	TOTAL
			ARR	09:54:53	13:37:10				15:49:35	
IN	09:56:38	13:40:24	15:53:24				18:10:35			
OUT	10:36:38	14:20:24	16:43:24							
REC	00:01:45	00:03:14	00:03:49				00:07:46			
TIME	02:56:38	03:03:46	01:33:00				01:19:25			
km/h	12,910	12,080	19,350				15,110			
c.km/h	12,910	12,490	13,900				14,076			

4		Nr. 96	Gate 1 / 38KM	Gate 2 / 75KM	Gate 3 / 105KM				FINISH / 125 KM	TOTAL
			ARR	09:54:51	13:37:08				15:49:31	
IN	09:56:54	13:39:08	15:52:14				18:05:30			
OUT	10:36:54	14:19:08	16:42:14							
REC	00:02:03	00:02:00	00:02:43				00:02:40			
TIME	02:56:54	03:02:14	01:33:06				01:20:36			
km/h	12,890	12,180	19,330				14,890			
c.km/h	12,890	12,530	13,930				14,076			

5		Nr. 43	Gate 1 / 38KM	Gate 2 / 75KM	Gate 3 / 105KM				FINISH / 125 KM	TOTAL
			ARR	09:36:09	12:55:59				15:48:35	
IN	09:37:55	13:03:39	15:55:35				18:17:04			
OUT	10:17:55	13:43:39	16:45:35							
REC	00:01:46	00:07:40	00:07:00				00:06:00			
TIME	02:37:55	02:45:44	02:11:56				01:25:29			
km/h	14,440	13,400	13,640				14,040			
c.km/h	14,440	13,900	13,830				13,862			

		Nr. 99	Gate 1 / 38KM	Gate 2 / 75KM	Gate 3 / 105KM				FINISH / 125 KM	TOTAL
			ARR	09:11:55	12:03:30				14:17:40	
IN	09:13:18	12:04:54	14:19:17							
OUT	09:53:18	12:44:54	15:09:17							
REC	00:01:23	00:01:24	00:01:37							
TIME	02:13:18	02:11:36	01:34:23							
km/h	17,100	16,870	19,070							
c.km/h	17,100	16,990	17,530							

Endurance-Software by Ing. H.Grinschgl info@endurance-timing.info

printed : 06.10.2013 / 21.25.25



Approved by the FEI for use in FEI endurance competitions

Endurance Team Styria®  
Timing Solutions

Approved by the FEI for use in FEI endurance competitions